

When you apply online, you will be considered for current and future opportunities. Once you complete the online candidate registration, your information will remain active in our database for one year. At any time, you may access and update your information by simply returning to this site.

By using our online application services, you are allowing us to:

- Quickly match your skills with our immediate openings
- Automatically match your skills to all future openings
- Better understand your career aspirations

HOW TO APPLY ON LINE (Non employee)

1. Logon to our Web site: www.genesishealth.com
2. Click on "Employment".

Genesis Health System - Home Page - Microsoft Internet Explorer provided by Genesis Health System

File Edit View Favorites Tools Help

Back Forward Stop Search Favorites Media Pop-Up Stopper On/Off Options

Address <http://www.genesishealth.com/> Go Links

GENESIS
Genesis Health System Logo

Health Services

- Find Health Information
- Find a Physician
- Find a Service
- Find a Facility

Patient & Family Services

- My e-health
- Classes & Events
- Virtual Tours
- Email a Patient
- Volunteer / Donate
- Baby Photos
- Online Shopping

Other Services

- Employment
- News Room
- E-Newsletter
- Public & Media Services

...Never Settle

Our tradition of clinical excellence and personalized patient care dates back to 1869, and one of the first community hospitals west of the Mississippi River. Health care has evolved dramatically over time. What has remained unchanged is our mission - to provide compassionate, quality care to all those in need.

As the Quad Cities' only locally-owned and managed health care system, we're continually looking for ways to improve health care through new technology, the latest treatments and a commitment to patient satisfaction. **At Genesis, we never settle.**

Featured Services

Genesis provides a variety of health services to the greater Quad Cities region. Our **Featured Services** include, but are not limited to the following:

Bariatric Surgery	Nursing Homes
Behavioral Medicine	Occupational Health
Cancer	Physical Medicine & Rehabilitation
Cardiology	Senior Services
Home Health	Urgent Care
Neuroscience	> View All Services

Search Site GO

Advanced Search

About Us | Contact Us | FAQs

Our Highlight

Yvonne's Journey
through
weight-loss surgery

VIEW BLOG HERE

Privacy Policy | Patient Rights

<http://www.genesishealth.com/index.aspx> Local Intranet

3. This will take you to the Employment page. Click on "Apply Online".

Employment Opportunities - Employment - Microsoft Internet Explorer provided by Genesis Health System

Address: http://www.genesishealth.com/unpubghs.aspx?pid=74&lnPubUrl=/employment/index.aspx

GENESIS

Employment

At GENESIS, the Quad Cities' very own health care system, we never settle. That's why we have simplified our electronic job application process. If you're looking for rewarding work, we encourage you to submit your information to our new applicant database to be considered for current and future job openings.

- **Apply Online**
 - Click here for information on How to Apply Online
- **Apply Online - Current Genesis Employees Only**
 - Click here for information on How to Submit an Internal Application
- How to Check Your Application Status/Update Your Application
- **Physician/Provider Recruitment**

Health Services

- ▶ Find Health Information
- ▶ Find a Physician
- ▶ Find a Service
- ▶ Find a Facility

Patient & Family Services

- ▶ My e-health
- ▶ Classes & Events
- ▶ Virtual Tours
- ▶ Email a Patient
- ▶ Volunteer / Donate
- ▶ Baby Photos
- ▶ Online Shopping

Other Services

- ▶ Employment
- ▶ News Room
- ▶ E-Newsletter
- ▶ Public & Media Services

Search Site GO

Advanced Search

About Us | Contact Us | FAQs

Quick Links

- Genesis On Call
- Genesis HealthPlan
- Virtual Tours

Featured Services

- Bariatric Surgery
- Behavioral Health
- Cancer
- Cardiology
- Home Health
- Neuroscience
- Nursing Homes
- Physical Med. & Rehab.
- Senior Services

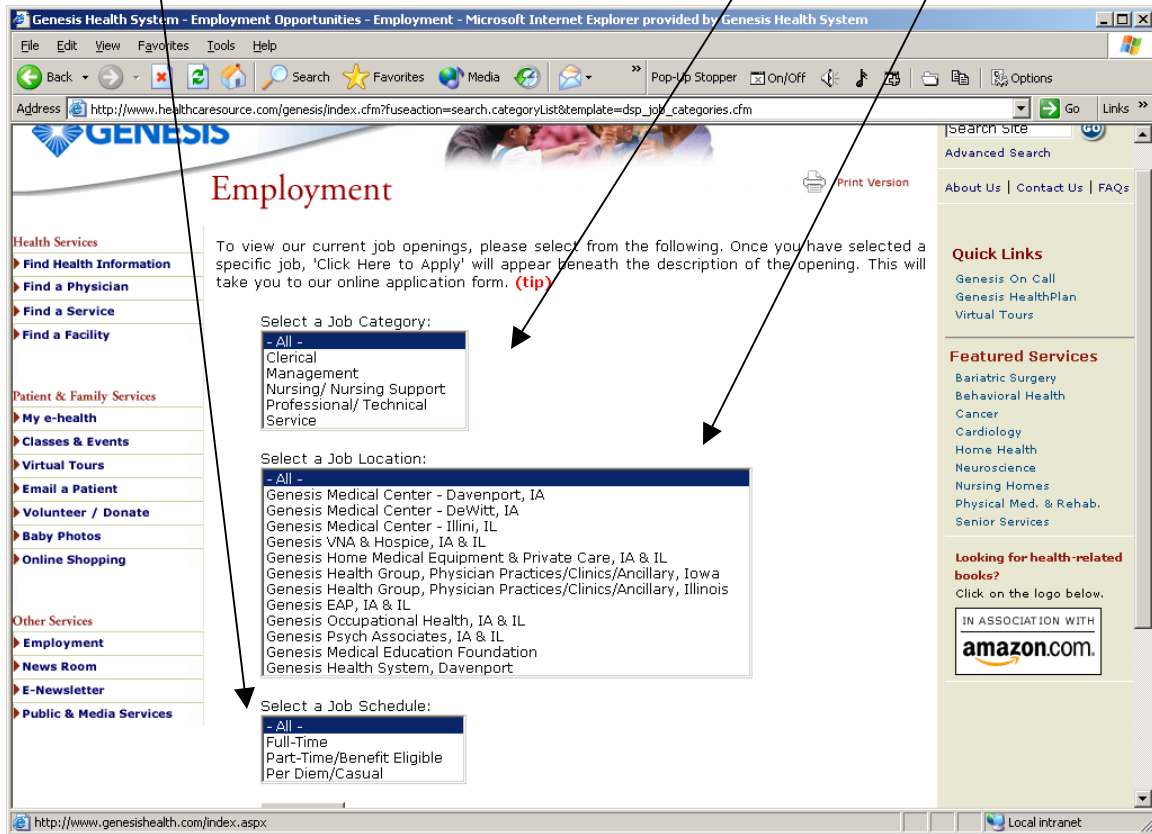
Looking for health-related books?
Click on the logo below.

IN ASSOCIATION WITH
amazon.com.

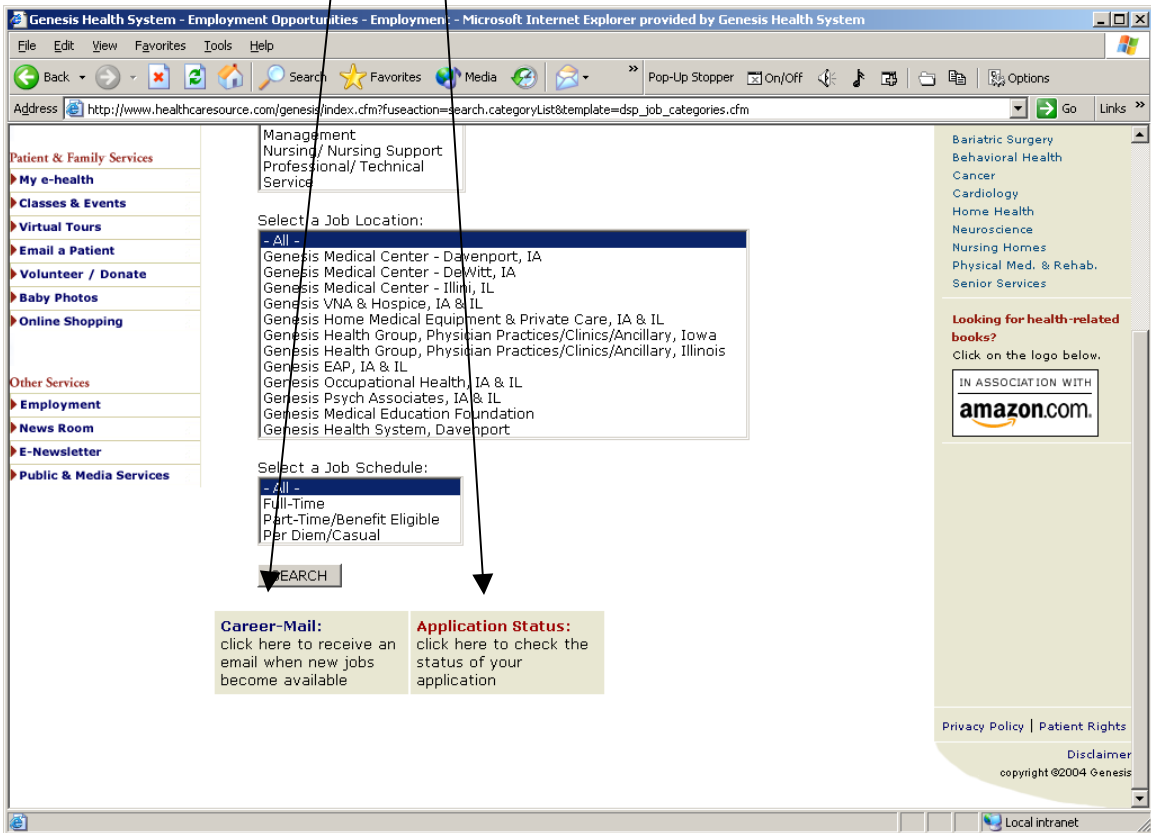
Privacy Policy | Patient Rights

Local intranet

4. To search for available positions you can search by Category, Location, Schedule or All. Once you make your selection, click on the "Search" button. The open positions matching your criteria will be displayed.



5. You can also utilize the user tools at the bottom of the screen.
 - a. **Career Mail** - Click here to receive e-mail when new jobs that match your interests become available. Follow directions for New Users or Existing Users. You will need to enter your e-mail address.
 - b. **Application Status** - Click here to check the status of your application. This feature can only be used if you have previously applied online. You will need to enter your e-mail address. The status of your application will be e-mailed to you.



6. Once you have located a position you would like to apply for, click inside the white box under the "select" column corresponding to the position. You may select as many positions as you would like to apply for. Once you have selected the position(s), click on the button "View selected job(s)" found at the bottom of the screen.

Genesis Health System - Employment Opportunities - Employment - Microsoft Internet Explorer provided by Genesis Health System

Address: <http://www.healthcaresource.com/genesis/index.cfm?cjobattr1=All&fuseaction=search%2EjobList&facilityid=10000%7E8&jobcatid=101&jobrowstart=1&template=dsp%5E>

Employment

Category: Nursing/ Nursing Support
 Location: All
 Schedule: All
 Results: 3 Job(s)

Reset New Search

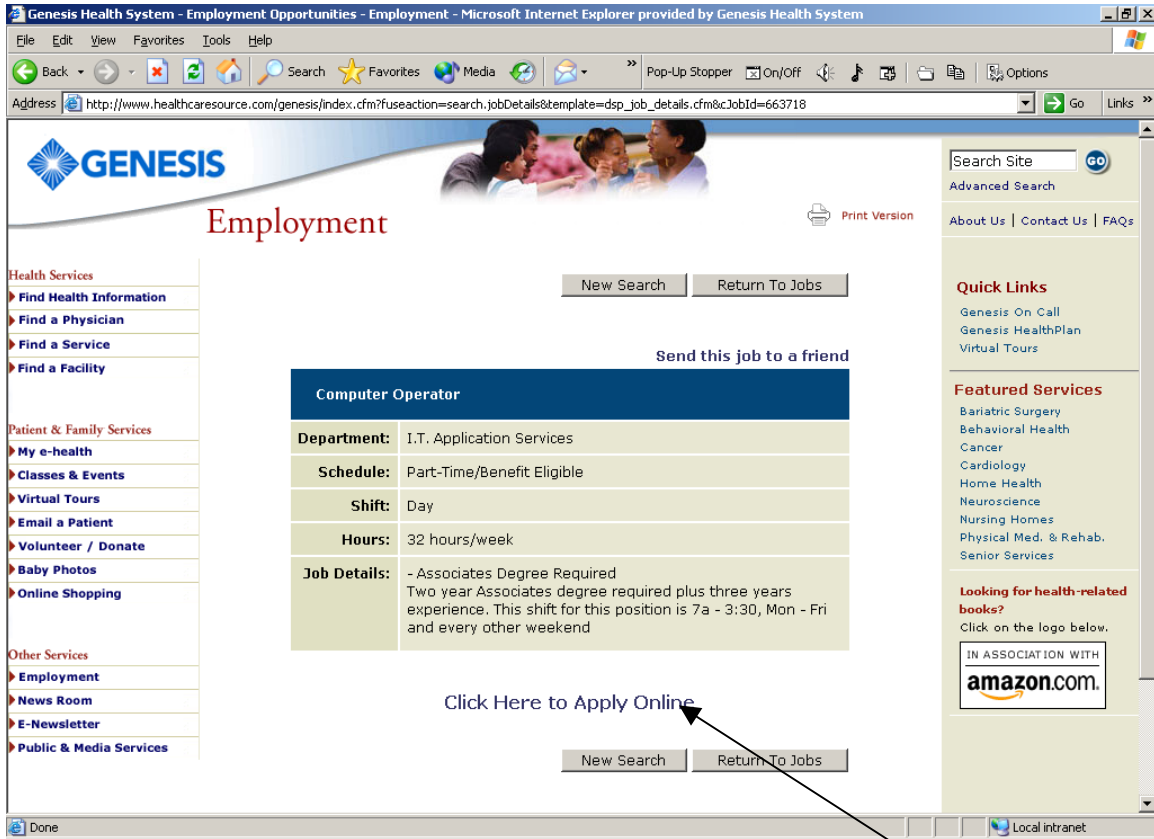
Displaying Records 1-3 of 3 Records Returned

To view detailed information about a job or jobs click on the title or to view multiple jobs check the box next to the job titles and click the "view selected jobs " button located at the foot of the page.

Select	Date	Position/Department/Facility	Schedule
<input type="checkbox"/> 1.	Sep-24-04	C.N.A. PCVU-C Genesis Medical Center - East Campus, Davenport, IA	Full-Time Day 40 hours/week
<input type="checkbox"/> 2.	Sep-24-04	Registered Nurse PCVU-S Genesis Medical Center - East Campus, Davenport, IA	Part-Time/Benefit Eligible Evening 32 hours/week
<input type="checkbox"/> 3.	Sep-23-04	Registered Nurse Skilled Nursing-Davenport Genesis VNA - Davenport, Davenport, IA	Full-Time Day 40 hours/week

View Selected Job(s)

7. The Employment screen will display the position(s) you have selected.



8. You can conduct a new search, send this job to a friend, or apply online for the position(s). You can apply for this position by clicking on the link "Click Here to Apply Online".

9. You will come to the **"Applicant Login"** screen. If this is the first time you have applied online, click on "Click to Apply". If you have previously applied online, enter your user name and password in the space provided. This will take you to your current online application.
10. If you have previously applied online and cannot remember your password, click on "Forgot your Password?" and it will be sent to you.

Applicant Login

On xxxx 2005 we updated our employment site.

If you applied prior to this date
[Click Here To Access Your Saved Application](#)
using your email and password

First Time Applying?

[Click To Apply](#)

Registering will allow you to save your application, and submit additional applications to other positions.

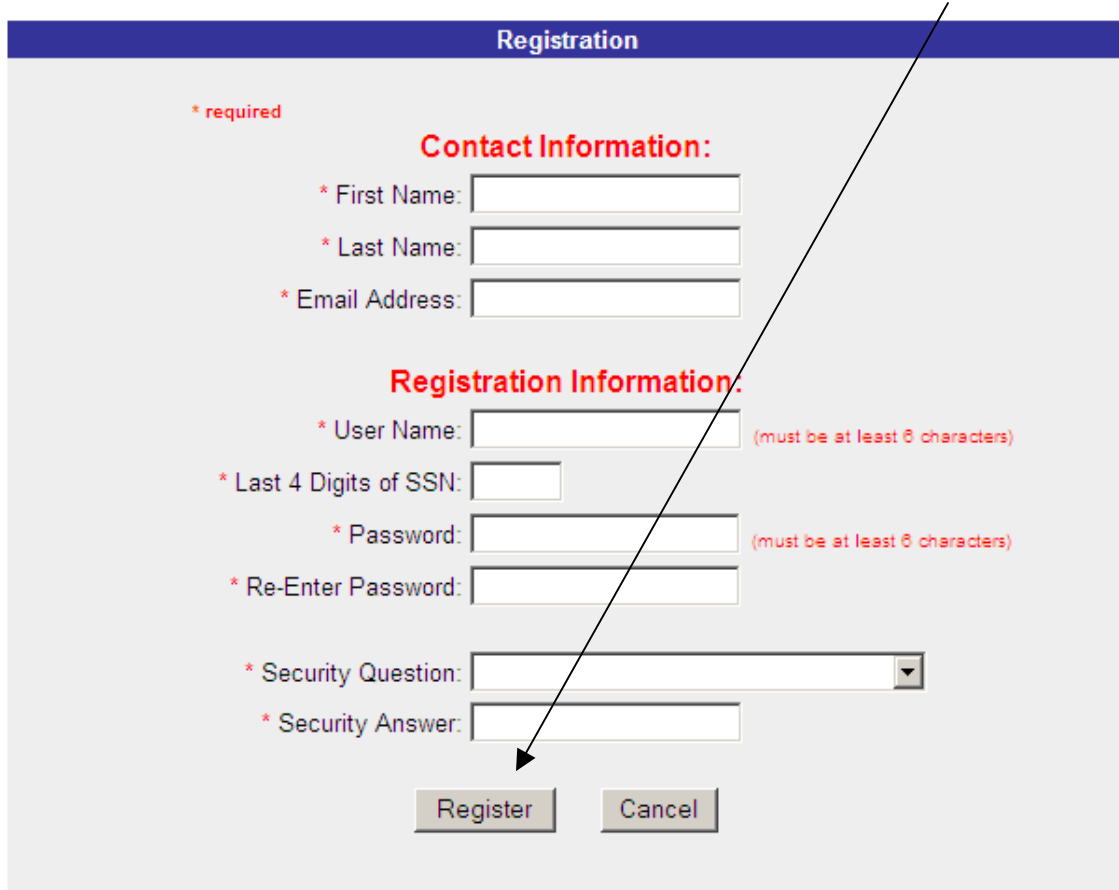
**If you applied after xxxx 2005 and have registered
Please Login Below**

User Name:

Password:

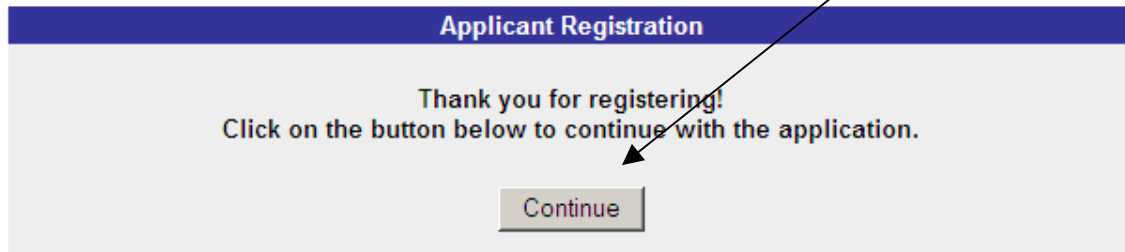
[Forgot your Password? Click Here.](#)
[Forgot your User Name? Click Here.](#)

11. If this is your first time applying a registration screen will appear. Enter the required information. If you do not have an email address, please follow the instructions listed below. After entering the information click "register."



The screenshot shows a web form titled "Registration" with a blue header. A red asterisk and the word "required" are positioned at the top left. The form is divided into two sections: "Contact Information:" and "Registration Information:". Under "Contact Information:", there are three text input fields labeled "* First Name:", "* Last Name:", and "* Email Address:". Under "Registration Information:", there are five fields: "* User Name:" (with a red note "(must be at least 8 characters)"), "* Last 4 Digits of SSN:" (a short text box), "* Password:" (with a red note "(must be at least 8 characters)"), "* Re-Enter Password:", and "* Security Question:" (a dropdown menu). Below these is a "* Security Answer:" text box. At the bottom are two buttons: "Register" and "Cancel". A black arrow points from the top right of the form down to the "Register" button.

12. A screen will appear confirming your registration. Click continue to complete the application.



The screenshot shows a confirmation screen titled "Applicant Registration" with a blue header. The text reads "Thank you for registering!" followed by "Click on the button below to continue with the application." Below the text is a single button labeled "Continue". A black arrow points from the top right of the screen down to the "Continue" button.

13. On the next screen click continue to bring up the application.

Applicant Prefill

Select from the following

Complete the Application
If you do not have an electronic version of your resume available, select this option to begin completing the online application.

Continue

14. You will come to the online application. In the upper right hand corner, the position you are applying for will be displayed. All fields that are marked by a "red" star are required fields and must be completed. Enter as much information as possible.

Job Application - Microsoft Internet Explorer provided by Genesis Health System

GENESIS

Application for Employment
We consider applicants for all positions without regard to race, color, religion, creed, national origin, age, disability, sexual orientation, marital status, or any other legally protected status.

Position Applied For
Position: C.N.A.
Facility: Genesis Medical Center - East
Campus
Department: PCVU-C
Schedule: Full-Time
Req Num: 1116

Instructions to Applicant

1. You must fully and accurately complete the Application for employment. Incomplete applications will not be considered. Genesis may use the information given in the application to investigate the applicant's previous employment and background.
2. The Application for Employment will be considered inactive after 90 days. If you wish to be considered after that time, you must complete a new Application for Employment.
3. If you are hired, proof of citizenship or immigration status will be required to verify your lawful right to work in the United States.

* required information September 28, 2004

PERSONAL INFORMATION

First Name: * MI:

Last Name: * Maiden Name:

Address: *

City: *

State: *

Zip: *

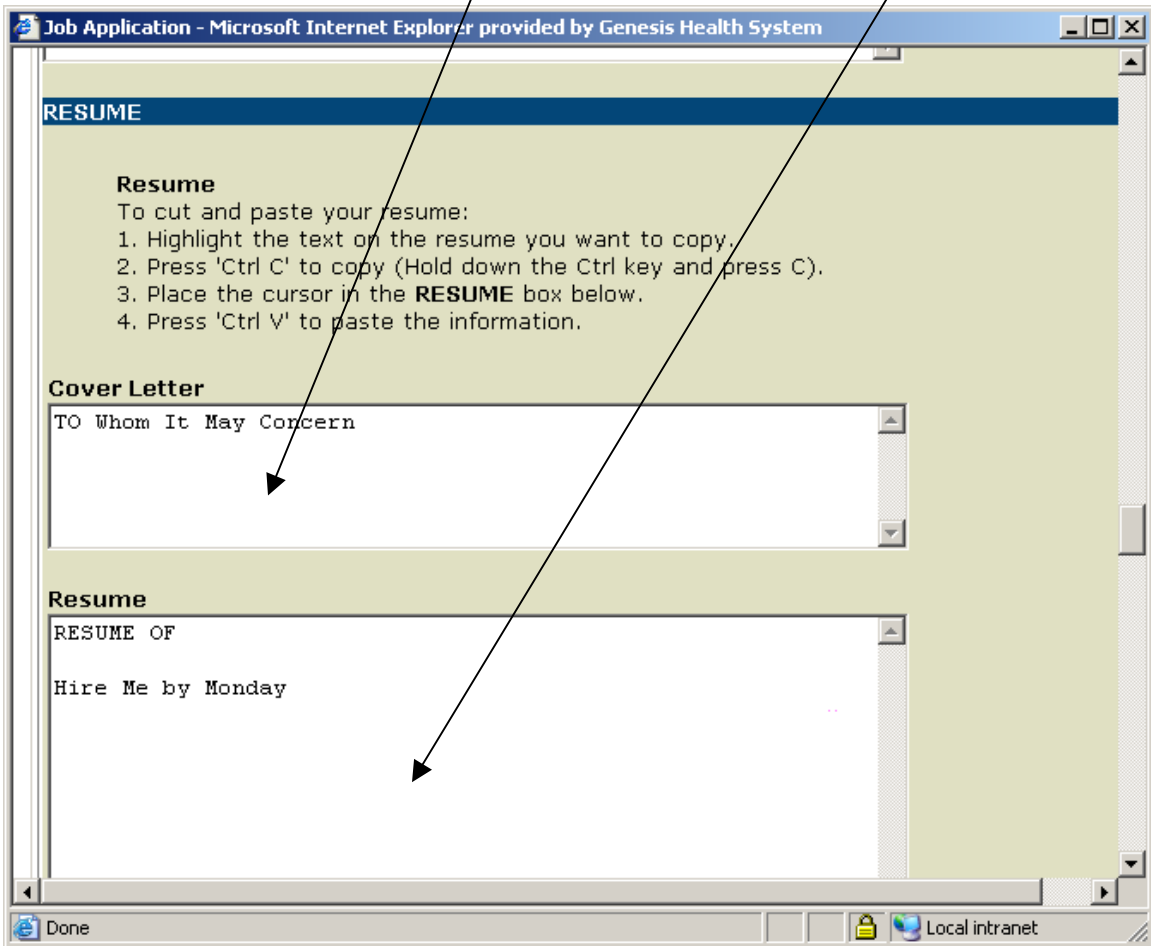
Social Security Number: * (xxx-xx-xxxx)

Home Telephone: *

Business Telephone:

Done Local intranet

15. You can also include a cover letter and attach a copy of your resume.



16. After you have entered all of your information, you will be asked to type your name and the current date. Your typed name will be used as your written signature. Click on the "submit" button.

Job Application - Microsoft Internet Explorer provided by Genesis Health System

In this application or any document that I complete may be used for rejection of my application or my immediate termination should I be employed by Genesis Health System. I hereby authorize the release of any information regarding my school records or previous employment and hereby release all parties from any and all liability of damages for providing the information requested.

This application does not constitute an agreement or contract for employment for any specified period or any definite duration. I understand that no representative of the employer, other than an authorized officer, has the authority to make any assurances to the contrary. I further understand that any assurances must be in writing and signed by an authorized officer. I understand it is the Health System's policy not to refuse to hire a qualified individual with a disability because of that person's need for a reasonable accommodation as required by ADA.

In consideration of my employment, I agree to conform to the rules and regulations of Genesis Health System and agree that my employment and compensation can be terminated, with or without cause, and with or without notice at any time, at the option of Genesis or myself.

Your application will be considered active for a period of six months. At the end of that period your application will become inactive. If you want to be given further employment consideration, you will be required to update your application.

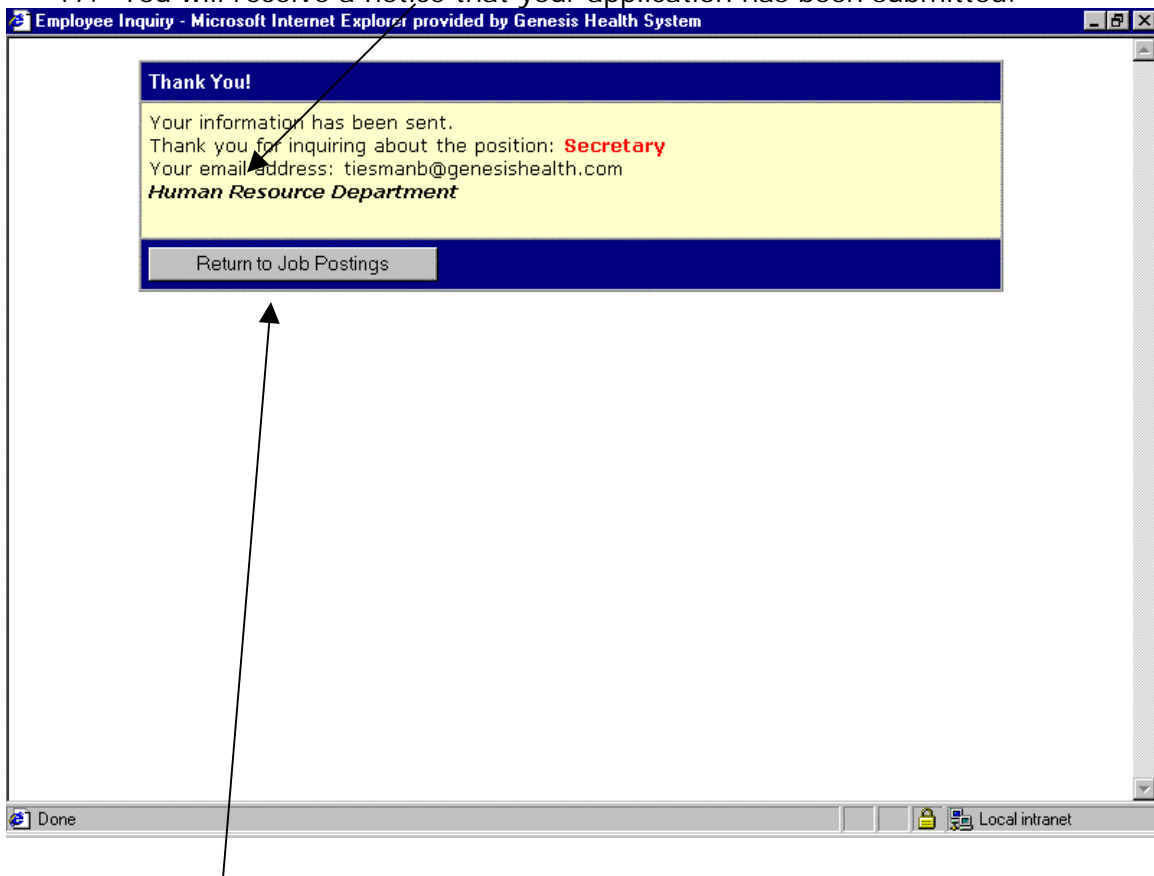
My typed name below shall have the same force and effect as my written signature.

Candidate's/Applicant's Signature:

Date:

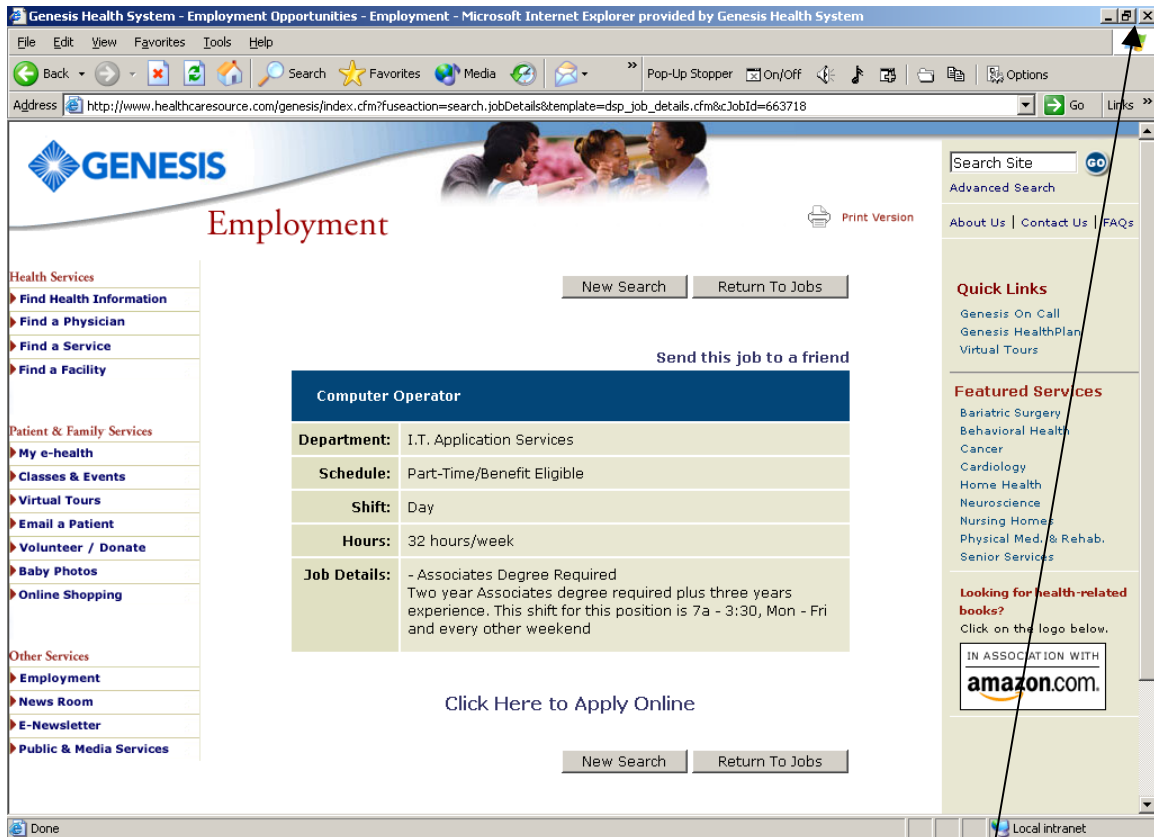
Done Internet

17. You will receive a notice that your application has been submitted.



18. At this point if you selected two positions of interest initially (Page 3 of 9) click on "Return to Job Postings" so that you can apply for the other job(s) you selected.

19. You will return to the "Employment" screen where you can choose to apply for another position of interest (follow instructions starting from Page 4).



20. Once you have applied for all positions of interest, please click the 'X' to close out of the screen.
21. Thank you for applying online with Genesis Health System.